

Hy-Opti

Sodium Hyaluronate 0.1% Eye Drops

PRESERVATIVE FREE • PHOSPHATE FREE

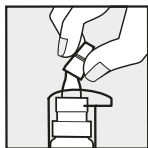
Hy-Opti 0.1% Eye Drops are a preservative free ophthalmic lubricating and moisturising solution with Hyaluronic Acid 0.1%.

Indications:

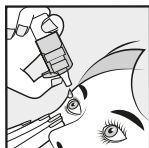
- Lubricates and hydrates dry, dehydrated and tired eyes
- Ideal in case of non-traumatic/non-pathological alterations of the tear film
- Environmental ocular stress (wind, dust, air conditioning, dry and polluted air, etc)
- Ocular stress (extended computer use, unfavourable lighting conditions and night driving etc)
- Compatible with homeopathic treatments
- Indicated for extended use with contact lenses.

Instructions for use:

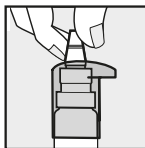
Put 1 drop per eye, one or more times a day, also for more days, as needed or as per your specialist's advice. For contact lens users: put 1 drop on the lens before or after use. Put drops on the worn lenses, several times a day or as needed. Dispose of the device according to the current legislation.



Remove the cap from the pump.



Hold the bottle upside-down and by pressing the pump instill the required number of drops.



Replace the cap.

Warnings:

- In case of eye irritation, discontinue the use of the product and contact a specialist
- Do not use in case of allergy or hypersensitivity to any of the product's components
- Do not touch the ocular surface with the dropper
- Keep away from heat sources, store in a dry place between 5 and 35 °C
- Keep out of reach of children
- Do not ingest
- Use before indicated expiration date
- Use within 180 days from first opening
- Close the bottle tightly after each use
- Administer the product at least 5 minutes before or after the administration of other topical ophthalmic products
- Do not use the product if the bottle appears to be damaged.

Composition:

Hyaluronic Acid 0.1%, disodium edetate, isotonic buffered solution pH 7.2.

Hy-Opti does not contain: chlorhexidine, thimerosal, benzalkonium chloride, phenoxyethanol, parabens and any component from animal origin.

12 ml



Distributed by:
alissa healthcare
Alissa Healthcare Research Limited,
Unit 5, Fulcrum 1, Solent Way, Whiteley,
Fareham, Hampshire PO15 7FE England

Omisan farmaceutici
via Galilei, Guidonia M. (Rm) Italy
www.omisan.com Made in Italy

CE
0051

Preparing your bottle for ongoing use:

- To prepare your bottle for use remove the cap and invert the bottle with the tip pointing downwards.
- Hold the bottle as illustrated and press firmly on the pump (thumb notch) and release. Repeat the process several times until the first drop is released. The bottle is now ready for use.

Top tips when using eye drops:

- Wash your hands before opening the bottle
- Lie down or sit down and tilt your head back
- Use the fingers of one hand or make a fist with one hand and use your knuckles to pull your lower eyelid downwards
- If using your fist place your other hand with the eye drop bottle onto your knuckles
- Look up and squeeze one drop into your lower eyelid, making sure the nozzle does not touch your eye, eyelashes or eyelid
- Close your eye and press gently on the inner corner of your eye to ensure the drop is fully absorbed
- Never share your eye drops with anyone else
- If you feel that you may have missed your eye when instilling a drop, you can safely try again immediately. Any excess volume will simply run out of your eye and will not cause harm to your eye
- If you are using more than one type of drop in the same eye, remember to leave a five minute gap between drops to allow the first drop to be absorbed. Otherwise, the second drop will wash the first drop out, causing it to have been ineffective
- If you are using an eye ointment at the same time as your eye drops, always use your eye drops first and leave a five-minute gap before using the ointment
- Use your drops only within the expiry date on the bottle, and within the expiry once opened
- This product can be used 180 days after being opened, so always check to ensure it is safe to use. This is to ensure it is not contaminated or has become less effective
- It is a good idea to write the date that you open the bottle onto the label so you know when it will expire.